

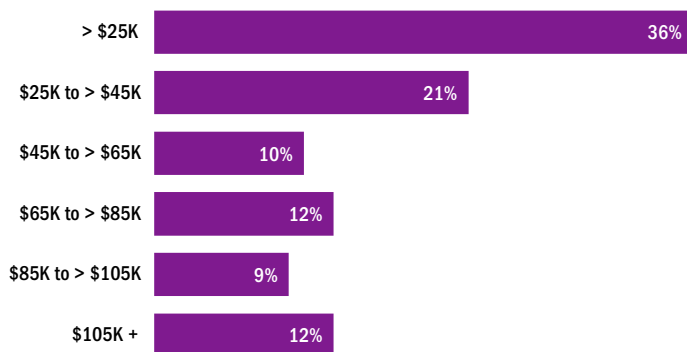
STUDENT LOAN DEBT AMONG EDUCATORS:



Student Loan Debt among Higher Education Faculty

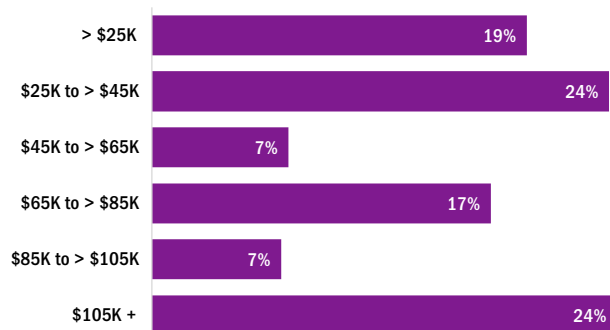
- Almost half (48%) of higher education faculty took out student loans to help pay for their own education.
- Higher education faculty who used student loans initially took out an average of \$56,300. One-third (33%) took out \$65,000 or more, with 12% taking on at least \$105,000 in student loans.
- A majority (85%) of higher education faculty who are still paying down their student loans reported that this debt has had at least one negative financial or emotional impact. The most frequently mentioned challenges were building up emergency savings (49%), saving for retirement (48%), and maintaining mental/emotional/physical well-being (34%).

Among higher education faculty who used student loans, 12% took out \$105,000 or more to pay for their education.

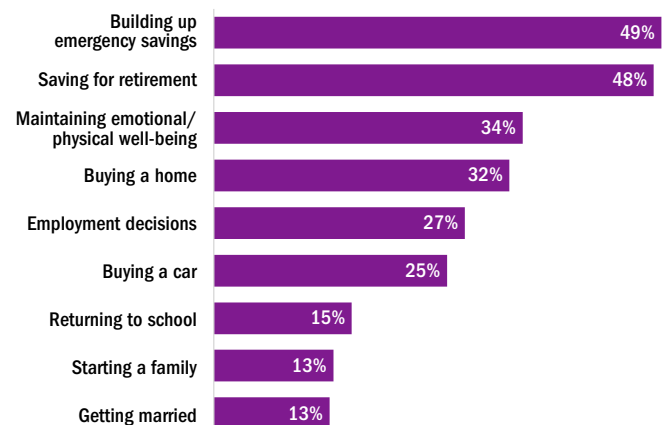


- Almost half (46%) of the 48% of the higher education faculty who took out student loans at some point still have a balance, which means that 22% of all higher education faculty are currently saddled with student loan debt.
- Among those who have not fully paid off their loans, the average current amount of debt is \$72,100, and 24% still owe \$105,000 or more.¹

Among higher education faculty with unpaid student loans, 24% still owe \$105,000 or more.



Almost half of higher education faculty with unpaid loans had difficulty building up emergency savings or saving for retirement because of their student loans.



About the Data

This brief presents select findings from a survey fielded by the National Education Association (NEA) in partnership with MSI International. The survey was fielded over a six-week period from Oct. 30 – Dec. 14, 2020. The respondents came from a sample of NEA members and two commercial panels (i.e., pre-recruited individuals who agree to participate in surveys on a variety of topics) that included both NEA members and non-members. Between the two sources, 415 higher education faculty responded. Higher education respondents work in both public and private institutions, with data weighted against the demographics of national higher education employees. Data in figures may not total to 100% due to rounding and “don’t know” responses.

¹ The current average amount of debt is higher than the average total amount of debt that educators originally took out. This is due to two factors: Those who started with lower balances are more likely to pay off their loans, and those with private or unsubsidized federal loans may find that they end up owing more than they started with due to compounded or capitalized interest.